


Stravigym XP*

Datasheet



Stravigym XP with Stravigym GympactLayer-45 is an "Extreme Performance" discrete isolator floating floor system designed for free-weight areas subject to very high impact loads.

Based on Constrained Layer Damping (CLD) technology, the system incorporates a load distribution layer formed by a composite sandwich of wood-based panels and damping interfaces. This configuration combines high bending strength, ductility and energy dissipation, reducing vibration transmission and limiting panel displacement by converting mechanical energy into heat.

Stravigym XP is engineered to reduce noise, dampen vibration and minimise bounce, contributing to both acoustic comfort and user safety in commercial gym environments (impact energy from 200 to 1000 N·m).

This system is available in two configurations to adapt to project constraints:

- Stravigym XP (standard): full CLD configuration delivering maximum structural and acoustical performance
- Stravigym XP Compact: reduced-height CLD configuration (-14.5 mm) designed to maintain structural performance while optimising build-up height



CHARACTERISTICS

- Standard isolated channel system height is 56 mm
- Standard dBooster® channel system height is 60 mm
- Stravigym XP system is available with isolated channel or dBooster® channel
- A variety of load distribution components can be used, such as plywood or OSB board
- Simple isolated channel and dBooster® channel steel components are electro-galvanized
- Stravigym XP system is available in standard and reduced-height (Compact) configurations to accommodate project-specific build-up constraints
- Simple isolated channel and dBooster® channel are available with either springs or elastomeric pads in two standard grades: Channel-M (medium stiffness) and Channel-H (high stiffness)
- Floor covering is not included in standard Stravigym floor systems but Stravigym GympactFloor products are available upon request
- Stravigym systems are compatible with almost all types of gym floor covering (please check with CDM Stravitec & floor manufacturer prior to installation)
- Stravigym XP is a lightweight floating floor options with reduced/minimal overall thickness (low additional height and weight)
- Stravigym XP is quick and easy installation
- If required, Stravigym floor systems can easily be dismantled and reinstalled


*Previously known as CDM-GYM-XP

**Previously known as GYMPACT45



The Next Generation: dBooster® Technology

Our patented dBooster® technology decouples the load distribution layer from the resilient supports with minimal contact area. Tests show that isolation efficiency improves for all discrete Stravigym floor systems and that it makes the gym floor less dependent on the impact energy level applied to the system.



ACOUSTICAL RESULTS

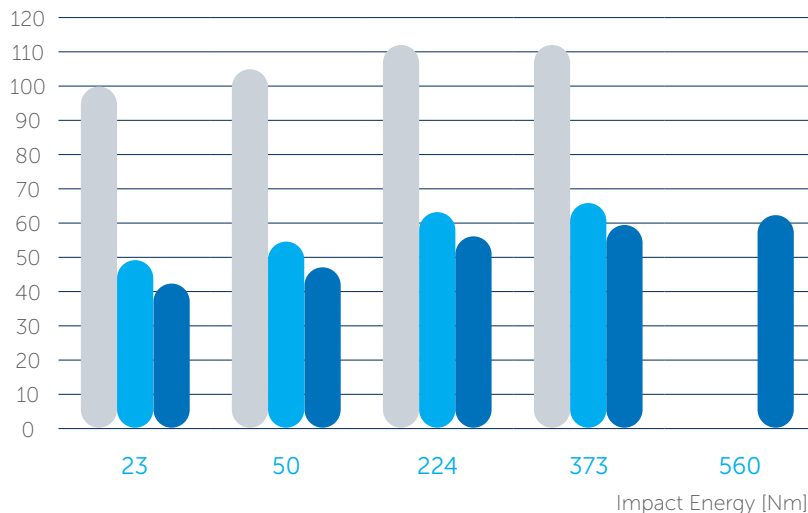
Drop-Weight Tests

Test Report Riverbank AN17-006*, AN19-003* - Test Setups

- 9.5 mm Stravigym GympactFloor-R
- Stravigym GympactLayer-20** or Stravigym GympactLayer-45
- Plywood 19 mm
- Damping Layer
- Plywood 19 mm
- Damping Layer
- Plywood 19 mm
- dBooster® channel
- 38 mm mineral wool
- Concrete slab 200 mm

Overall Noise Level

$L_{A,F,MAX}$ [dBA ref 20µPa]



- Bare Slab (200 mm)
- Stravigym XP with dBooster® and Stravigym GympactLayer-20
- Stravigym XP with dBooster® and Stravigym GympactLayer-45

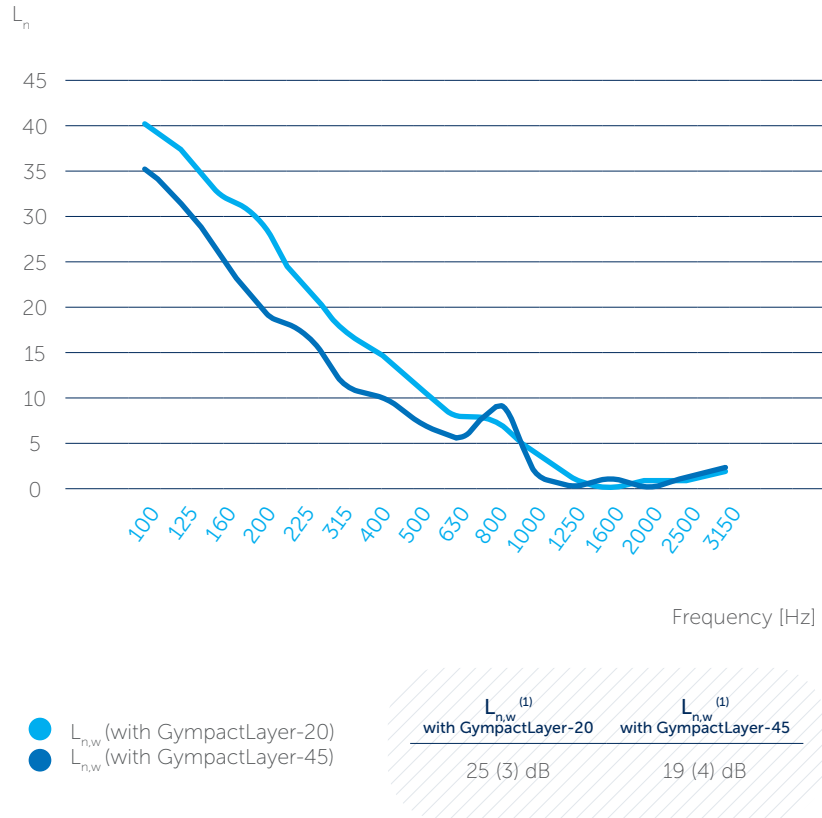
*Test report available upon request
 **Previously known as GYMPACT20

Standard Test Method for Laboratory Measurement of Impact Sound Transmission

Test Report Riverbank IN17-35* and IN19-033* - Test Setups

Note: the test setups are the same as used for the drop-weight test..

Acoustical Isolation



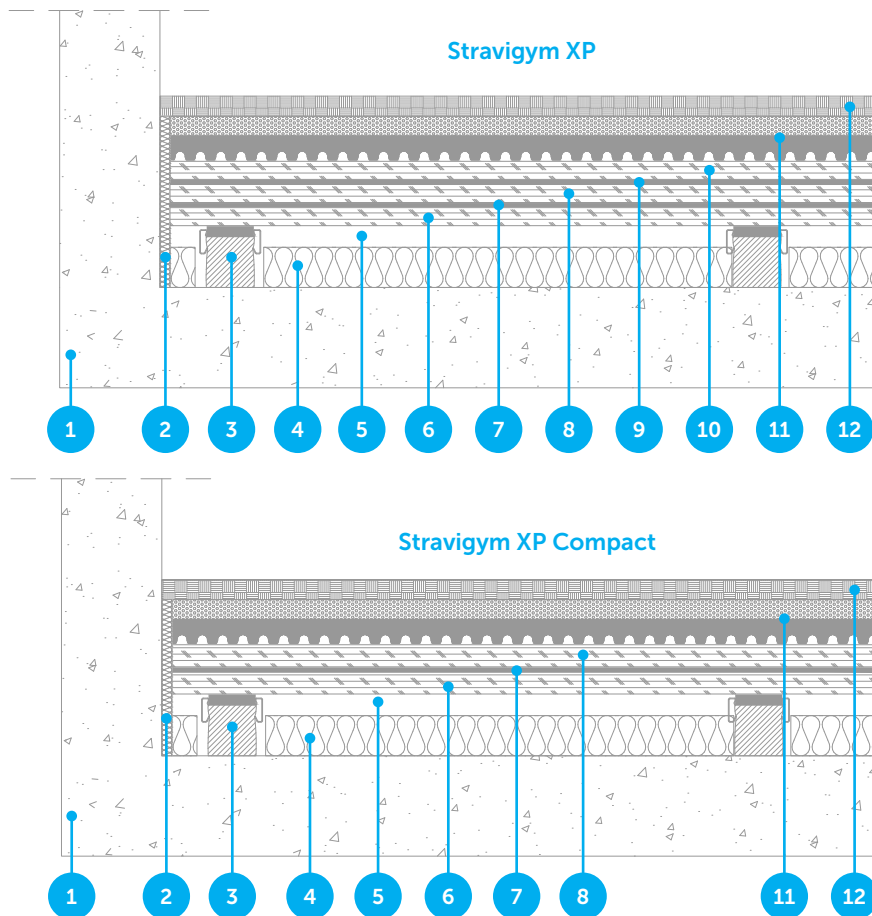
⁽¹⁾Calculated according to ISO 717-2, based on ASTM measurement.

*Test report available upon request



Stravigym XP & Stravigym XP Compact

1. Structural slab
2. Perimeter Strip
3. Simple isolated channel or dBooster® channel
4. Insulation material
5. Air void
6. Wood board load distribution layer 1
7. Damping Layer (layer 1)
8. Wood board load distribution layer 2
9. Damping Layer (layer 2)
10. Wood board load distribution layer 3
11. Stravigym GympactLayer
12. Floor covering (a Stravigym GympactFloor solution or by others)



Note: additional information about installation is available upon request.

**All Stravigym standard solutions can be combined with different Stravigym GympactLayer. The right selection of Stravigym GympactLayer allows choosing the best solution for the different gym activities



Other Stravigym XP assemblies available on our test data platform Stravi-dB.



SCAN ME

DISCLAIMER

This information is accurate to the best of our knowledge at the time of issue. Information, data and recommendations provided are based on industry accepted testing and prior product usage. It is intended as descriptive of the general capabilities and performance of our products and does not endorse applicability for any particular project. We reserve the right to change products, performance, and data without notice. This document replaces all information supplied prior to the publication hereof. The renders and details present on this document are intended solely for illustration purposes only. The actual components of the final solution may undergo variations, intricately adjusted to the unique details of each project.