



Scan here for access to solution website page for other documents



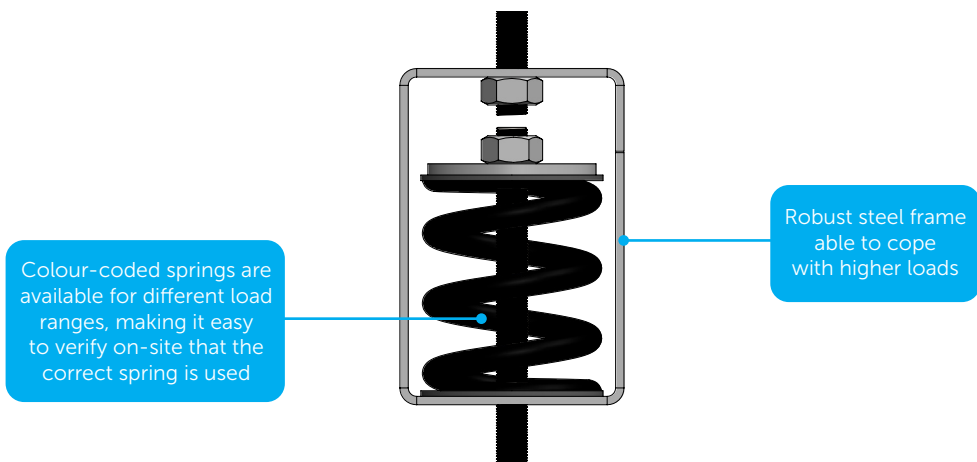
# Stravilink ISH-S

## Datasheet

Stravilink ISH-S is an Isolation Support Hanger with Springs, to support heavy-duty elements or structures - such as mechanical equipment, ductwork or ceilings with stronger structures - by efficiently handling high suspended loads.

### FEATURES

- Robust steel frame, capable of handling high loads, and finished with a hot-dip galvanized coating for enhanced durability
- Equipped with springs featuring a natural frequency of less than 4 Hz at design load
- Available in different spring options, supporting loads from 24 to 316 kg
- Colour-coded springs are available for different load ranges, making it easy to verify on-site that the correct spring is used
- Interfaces seamlessly with all ceiling types
- Accommodates variable void depths
- Simple and fast installation process
- Suitable for supporting heavier structures such as ductwork, mechanical equipment, speakers, etc






### PACKAGING

Model	Reference	Quantity per Box	Weight per Box [kg]	Dimension of Box [cm]
Stravilink ISH-S500	002021	8	8	28 x 18 x 17
Stravilink ISH-S1000	002022	8	8.2	28 x 18 x 17
Stravilink ISH-S2000	002023	8	8.2	28 x 18 x 17



## PHYSICAL & MECHANICAL PROPERTIES

Model	Design Load		Resonance Frequency at Design Load	Load Range (per Hanger)		Pad Colour
	kg	N	Hz	kg	N	
Stravilink ISH-S500	50	500	4	24-79	245-790	Bright Red Orange 
Stravilink ISH-S1000	100	1000	4	49-158	490-1580	Blue Green 
Stravilink ISH-S2000	200	2000	4	108-316	1080-3160	Jet Black 

### Notes:

Admissible load of steel elements Stravilink ISH-S500: 5599 N.

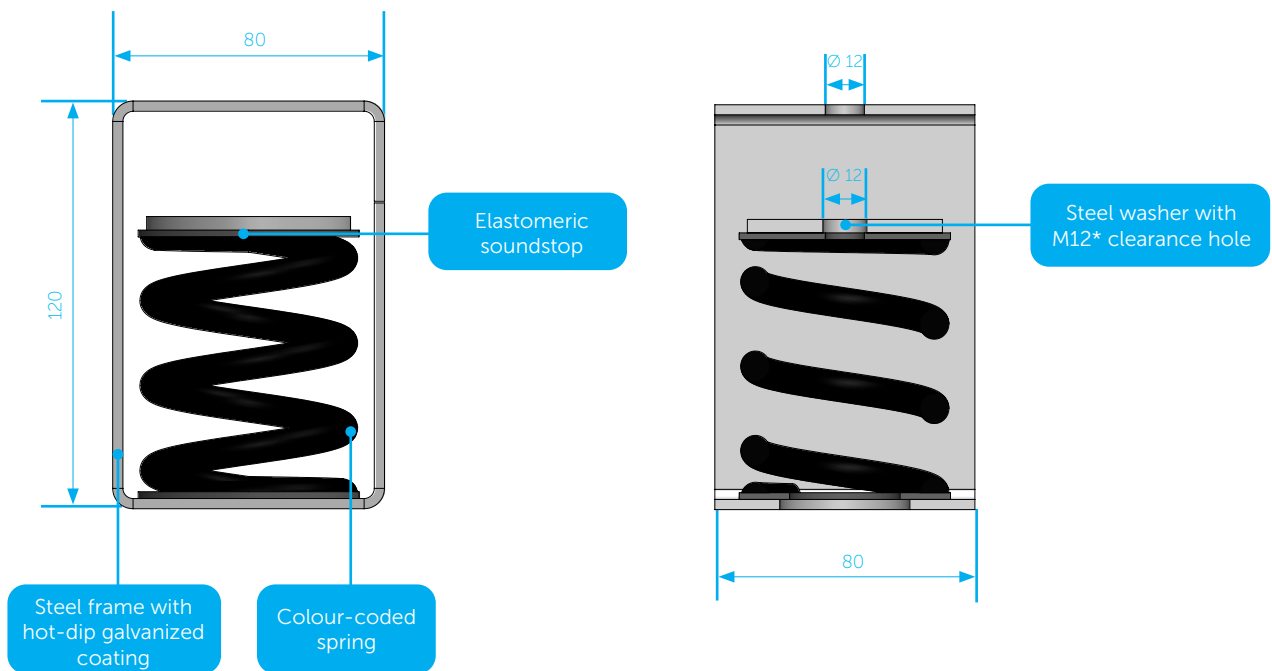
Admissible load of steel elements Stravilink ISH-S1000 Stravilink ISH-S2000: 6652 N.

Products are suited up to a C2 environment (atmosphere with little or no degree of pollution).

The temperature range of use is between -30°C and 70°C.

To assess which type is appropriate the following information is needed:

- 1) The weight and construction of the supported element or structure - this will determine the type of hanger;
- 2) The weights and support locations of any items hung from the ceiling or other supported structure.



### Notes:

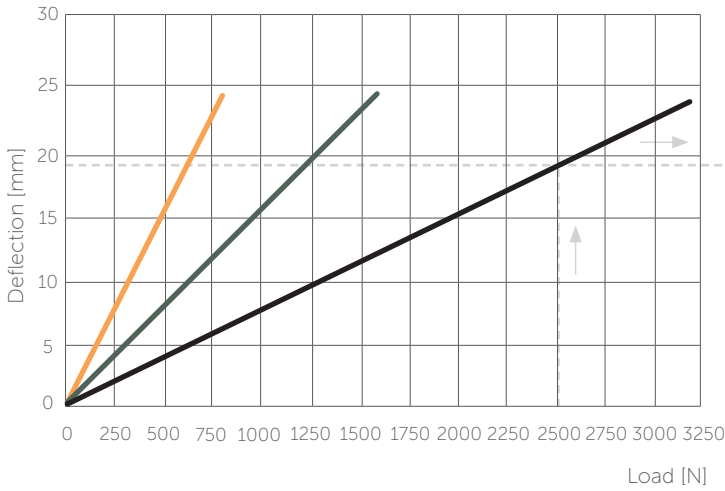
All dimensions in millimeters (mm).

\*Available in M6 and M8 upon request.

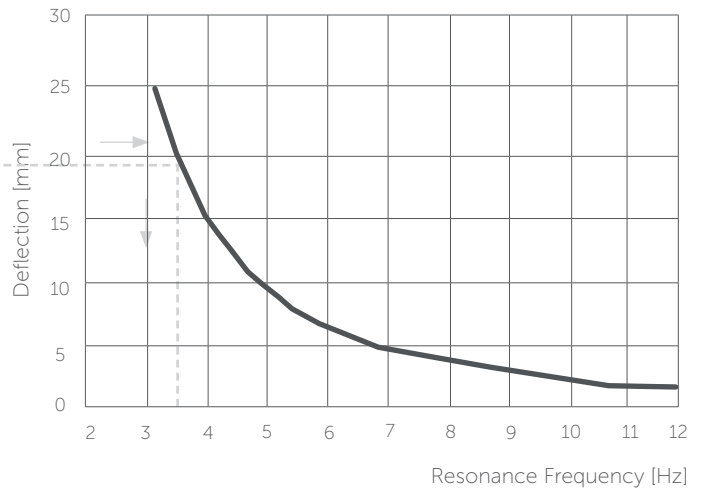


## PERFORMANCE GRAPHS

### Deflection as Function of Load



### Relationship between Deflection and Resonance Frequency




● Stravilink ISH-S500   ● Stravilink ISH-S1000   ● Stravilink ISH-S2000



The resonance frequency of a Stravilink hanger can be determined by its load. To start the calculation use the graph "Deflection as Function of Load" this will provide the deflection at the specified load. Then moving horizontally to the right hand side plot "Deflection as Function of Frequency" on which the corresponding resonance frequency can be found. As an example, the resonance frequency of a Stravilink ISH-S2000 loaded with 2500 N is determined. The corresponding deflection is 19 mm. The resonance frequency of a spring at 19 mm deflection is 3.2 Hz.



## ACCESSORIES



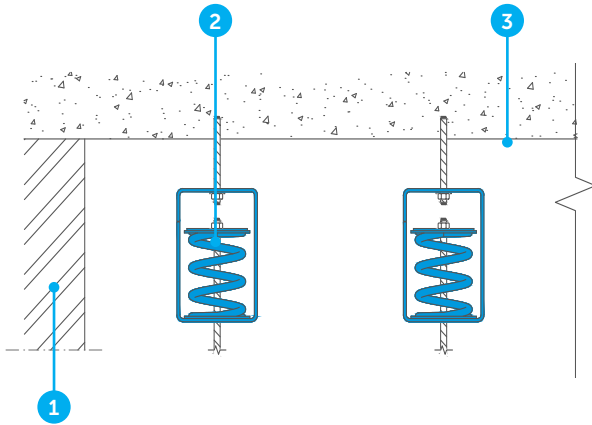
### Perimeter Strip

1. Self-adhesive perimeter strip to isolate the ceiling from the adjacent walls.

Note: Standard widths of 50 mm, 100 mm, and 150 mm are available in 10 lm rolls.

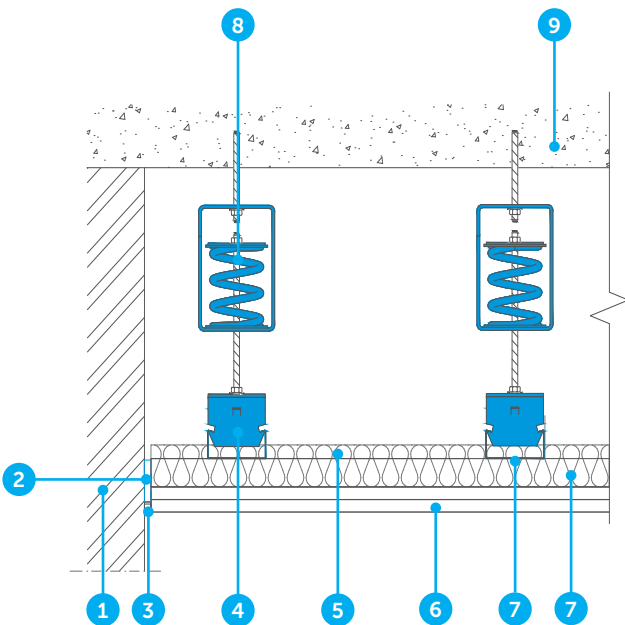


### General principle



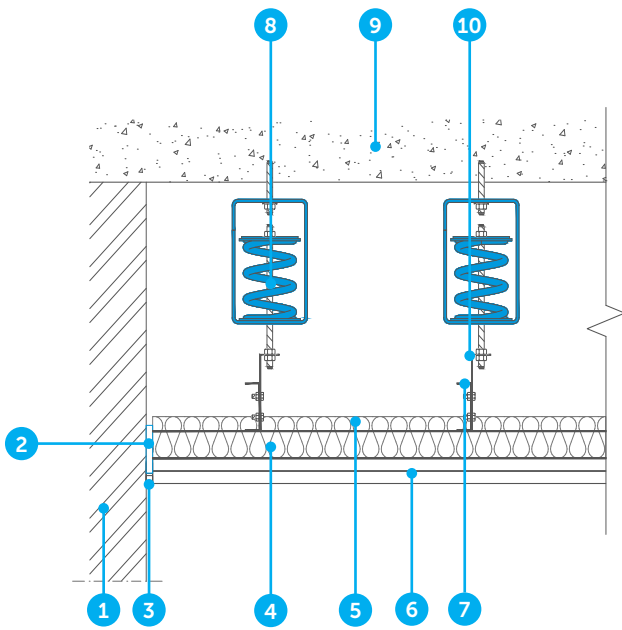
- 1. Wall
- 2. Stravilink ISH-S
- 3. Concrete Slab

### 47/60 mm channel - double grid



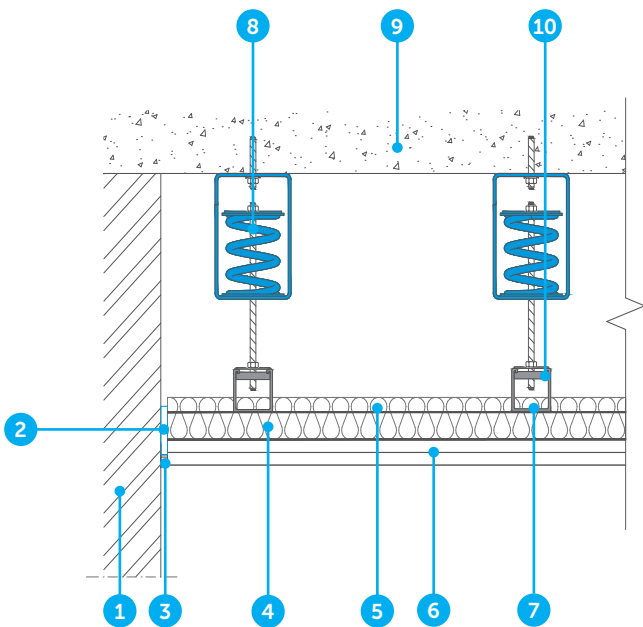
- 1. Wall
- 2. Perimeter Strip
- 3. Elastic caulk
- 4. C Clip
- 5. Absortion layer
- 6. Plasterboards, gypsum board or dry lining
- 7. 47/60 mm channel
- 8. Stravilink ISH-S
- 9. Concrete Slab

### MF grid



1. Wall
2. Perimeter Strip
3. Elastic caulk
4. British Gypsum MF5 secondary channel
5. Absorption layer
6. Plasterboards, gypsum board or dry lining
7. British Gypsum MF7 primary channel
8. Stravilink ISH-S
9. Concrete Slab
10. Pre-formed angle bracket

### Unistrut + MF5 grid



1. Wall
2. Perimeter Strip
3. Elastic caulk
4. British Gypsum MF5 secondary channel
5. Absorption layer
6. Plasterboards, gypsum board or dry lining
7. Unistrut primary channel
8. Stravilink ISH-P
9. Concrete Slab
10. Channel nut

## DISCLAIMER

This information is accurate to the best of our knowledge at the time of issue. Information, data and recommendations provided are based on industry accepted testing and prior product usage. It is intended as descriptive of the general capabilities and performance of our products and does not endorse applicability for any particular project. We reserve the right to change products, performance, and data without notice. This document replaces all information supplied prior to the publication hereof.