



Scan here for access to
solution website page
for other documents



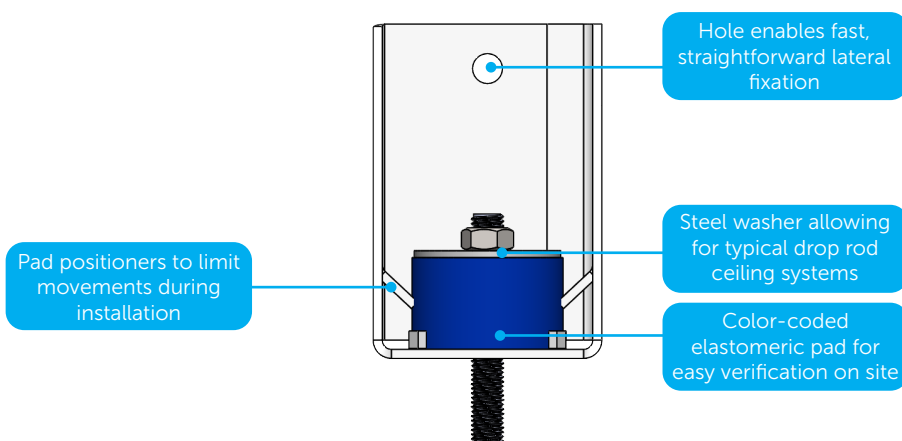
Stravilink IJH-P Datasheet

Stravilink IJH-P is an Isolation Joist Hanger with elastomeric Pads, designed to support suspended ceiling systems of joist structural floors, optimizing sound insulation between vertically stacked rooms.





FEATURES

- Side-mounted zinc-plated steel angle, gusseted for enhanced resistance to bending
- Ideal for lateral fixation
- Equipped with elastomeric pads featuring a natural frequency ≤ 14 Hz at design load
- Available in different elastomeric pads options, supporting loads from 10 to 53 kg (22 to 119 lbs)
- Color-coded elastomeric pads are available for different load ranges, making it easy to verify on-site that the correct hanger is used
- Includes a steel washer with integrated thread, compatible with standard drop rod ceiling systems
- Elastomeric pad positioners integrated into the frame ensure no movement during installation
- Interfaces seamlessly with all ceiling types
- Accommodates variable void depths
- Easy positioning
- Simple and fast installation process

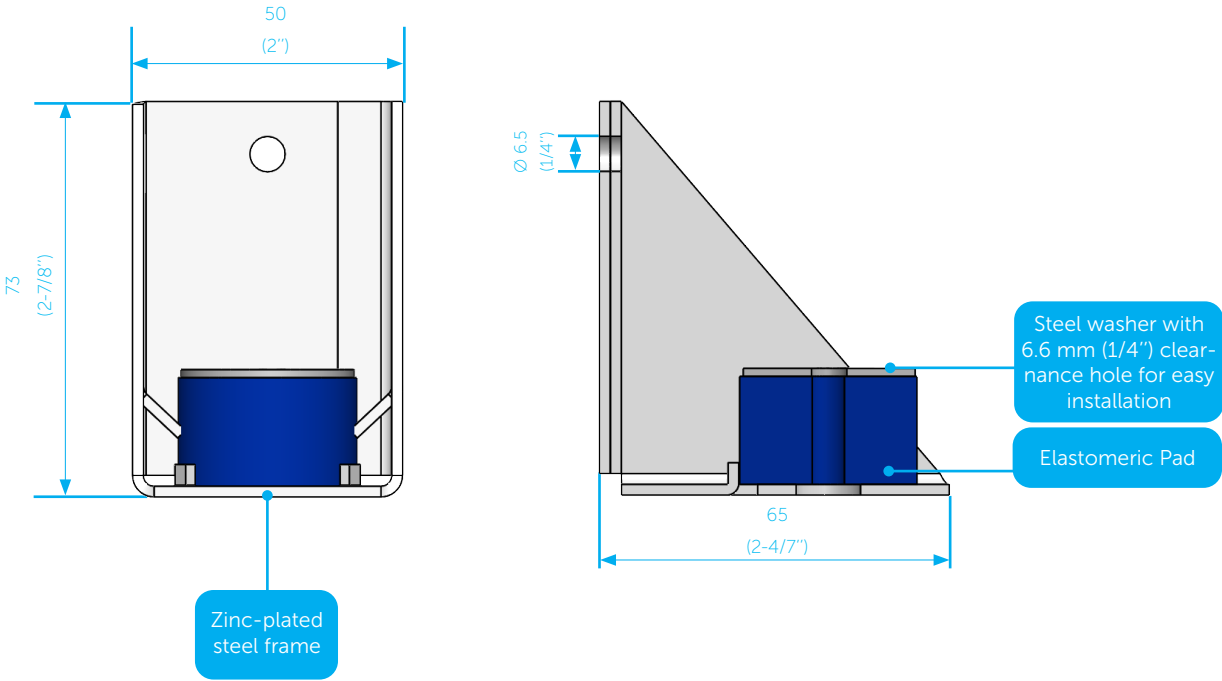


PACKAGING

Model	Reference	Quantity per Box	Weight per box [kg (lbs)]	Dimension of box [cm (inch)]
Stravilink IJH-P48	000806	50	12 (26.5)	28 x 18 x 17 (11 x 7-1/16 x 6-11/16)
Stravilink IJH-P95	000807	50	12 (26.5)	28 x 18 x 17 (11 x 7-1/16 x 6-11/16)

Model	Design Load		Natural Frequency at Design Load	Load Range (per Hanger)		Pad Colour
	lbs	N	Hz	lbs	N	
Stravilink IJH-P48	48	214	12.5	22-60	100-267	Orange 
Stravilink IJH-P95	95	425	12	45-119	200-530	Blue 

Notes:
 Admissible load of steel elements: 532 N (120 lbs).
 Products are suited up to a C2 environment (atmosphere with little or no degree of pollution).
 The temperature range of use is between -30°C (-22°F) and 70°C (158°F).
 To assess which type is appropriate the following information is needed:
 1) The weight and construction of the supported element or structure - this will determine the type of hanger;
 2) The weights and support locations of any items hung from the ceiling or other supported structure.

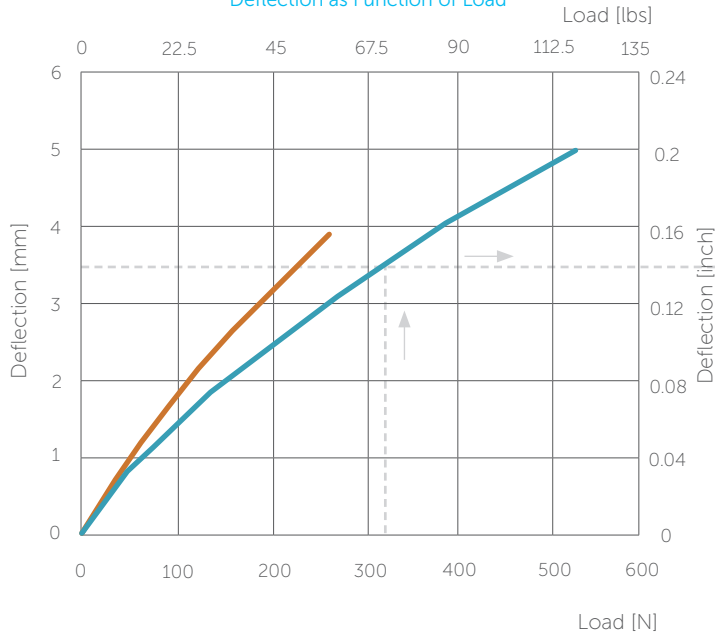


Notes:
 All dimensions in millimeters (inches)

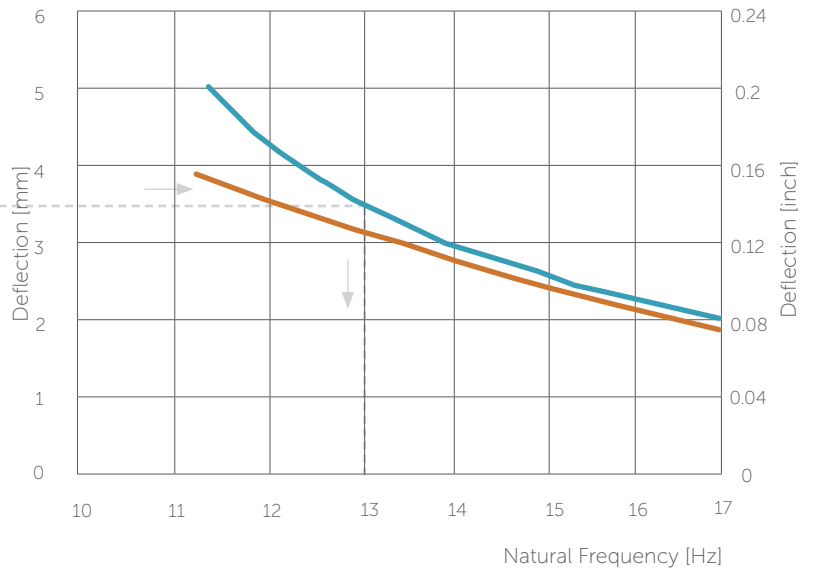


PERFORMANCE GRAPHS

Deflection as Function of Load



Relationship between Deflection and Natural Frequency




● Stravilink IJH-P48 ● Stravilink IJH-P95



The natural frequency of a Stravilink hanger can be determined by its load. To start the calculation use the graph "Deflection as Function of Load" this will provide the deflection at the specified load. Then moving horizontally to the right hand side plot "Deflection as Function of Natural Frequency" on which the corresponding natural frequency can be found. As an example, the natural frequency of a Stravilink IJH-P95 loaded with 330 N (74 lbs) is determined. The corresponding deflection is 3.5 mm (1/8"). The natural frequency of a spring at 3.5 mm (1/8") deflection is 13 Hz.



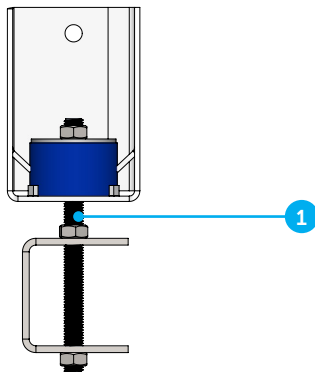
ACCESSORIES



Perimeter Strip

Self-adhesive perimeter strip 10 mm (3/8") thick to isolate the ceiling from the adjacent walls.

Note: Standard widths of 50 mm (2"), 100 mm (4"), and 150 mm (6") are available in 10 m (32' 9-11/16") rolls.

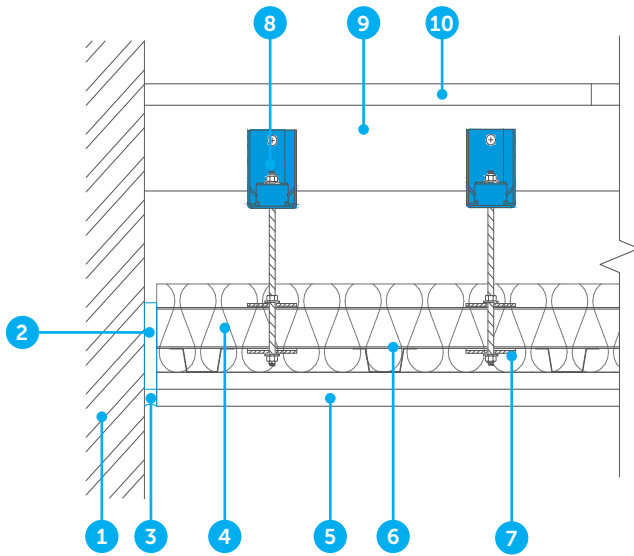


Channel adaptor clip

1. Cold-rolled channel clip: available with hole size \varnothing 9.9 mm (0.39").

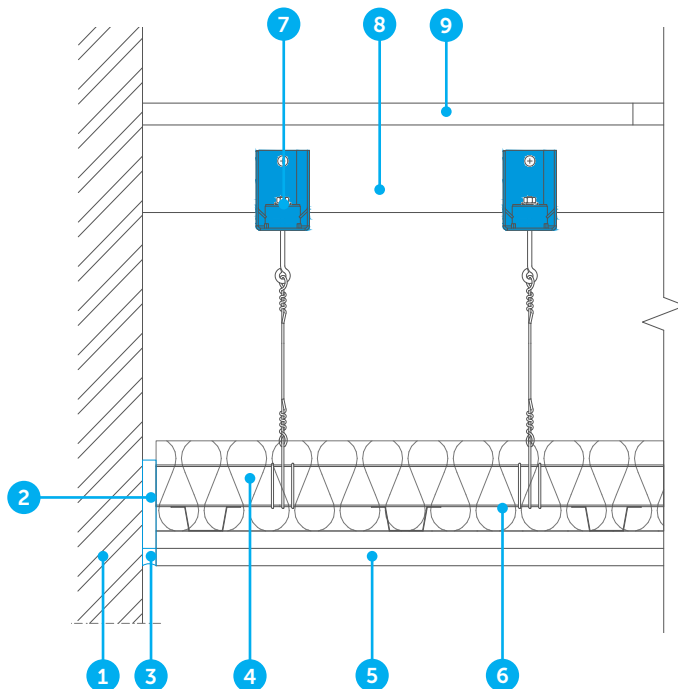


Rod connection



1. Wall
2. Perimeter Strip
3. Elastic caulk
4. Absorption layer
5. Suspended ceiling
6. Suspended ceiling substructure
7. CRC clip
8. Stravilink IJH-P
9. Wooden Joist
10. Wooden board

Wire connection



1. Wall
2. Perimeter Strip
3. Elastic caulk
4. Absorption layer
5. Suspended ceiling
6. Suspended ceiling substructure
7. Stravilink IJH-P
8. Wooden Joist
9. Wooden board



Test Setup 1

1. OSB board [18 mm (11/16")]
2. Wooden joists [63x178 mm (2-1/2"x7")]
3. Stravilink IJH-P
4. 100 mm (4") mineral wool
5. Gypsum boards [2x 12.5 mm (1/2")]

Test Setup 2

1. OSB board [18 mm (11/16")]
2. Wooden joists [63x178 mm (2-1/2"x7")]
3. Stravilink IJH-P
4. 100 mm (4") mineral wool
5. Gypsum boards [2x 12.5 mm (1/2")] w/ Damping Layer [3 mm (1/8")]

Setup

IIC

STC

Assembly 1

52

56

Assembly 2

54

59

Bare Slab

20

25

Laboratory report available upon request

Setup 1: test report number AC5973 & AC5963

Setup 2: test report number AC5972 & AC5962

Airborne noise measurements in accordance with ISO 10140-2.

STC single figure rating determined in accordance with

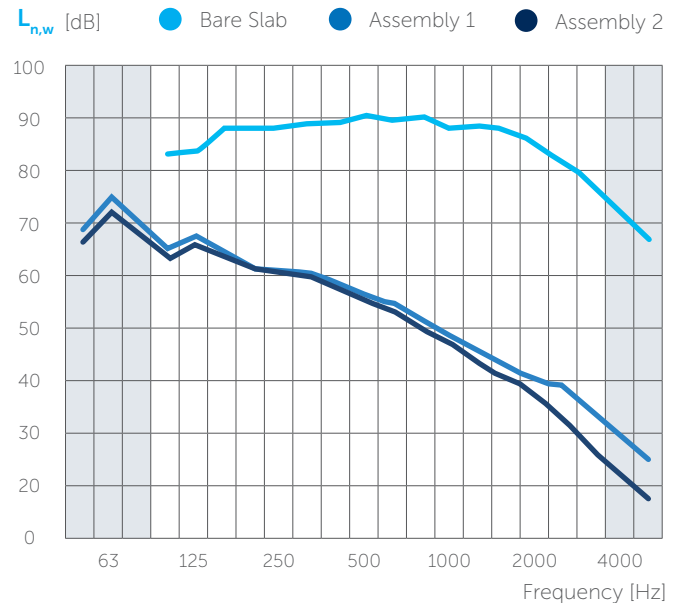
ASTM E413-87 by CDM Stravitec, based on ISO measurements.

Impact noise measurements in accordance with ISO 10140-3.

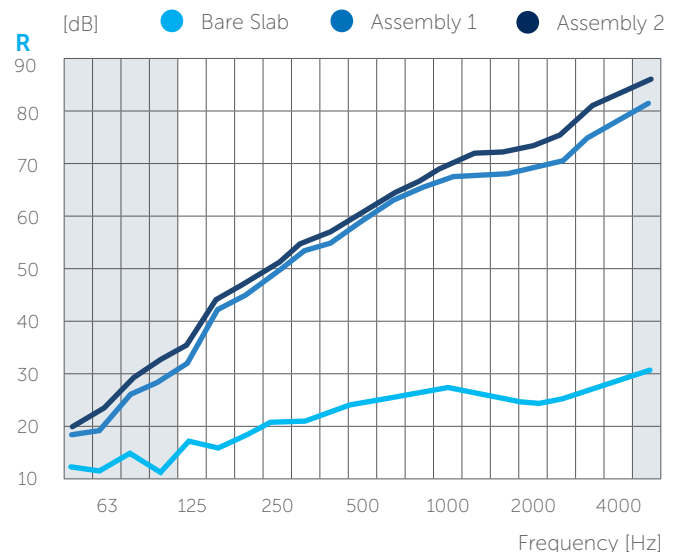
IIC single figure rating determined in accordance with

ASTM E989 by CDM Stravitec, based on ISO measurements.

Frequency [Hz]	L _{n,w} [dB]		
	Bare Slab	Assembly 1	Assembly 2
50		68,6	65,9
63		74,6	71,9
80		69,8	67,8
100	82,7	64,9	63,1
125	83,3	67,4	65,4
160	87,3	64,4	63,1
200	87,4	61,3	61,1
250	87,8	60,9	60,9
315	88,7	60,3	59,9
400	88,8	58,8	57,9
500	90,1	55,9	55,1
630	89,2	54,5	53,0
800	89,5	51,0	49,4
1000	88,2	48,5	46,8
1250	88,0	45,5	43,3
1600	86,8	42,7	40,3
2000	84,7	40,1	37,3
2500	81,1	38,6	32,4
3150	76,7	33,9	26,7
4000	72,0	29,6	21,4
5000	66,6	24,8	17,5




Frequency [Hz]	R [dB]		
	Bare Slab	Assembly 1	Assembly 2
50	12,3	18,3	19,7
63	12,1	19,4	23,0
80	15,2	26,3	29,0
100	11,2	28,4	32,8
125	17,1	32,3	35,6
160	15,7	41,9	44,5
200	18,9	45,0	46,9
250	20,9	49,1	50,8
315	21,0	53,0	54,8
400	22,9	54,8	57,0
500	24,5	59,2	60,3
630	25,6	62,4	63,7
800	26,6	64,7	66,3
1000	27,7	67,0	69,7
1250	26,5	67,9	71,6
1600	25,1	67,8	72,1
2000	24,3	69,0	72,9
2500	24,9	70,2	75,3
3150	26,7	74,8	80,1
4000	28,7	78,2	82,7
5000	31,0	81,1	85,6





Scan the QR code to access Stravi-dB acoustic data, including reports and editable CSV files.
<https://stravi-db.com/>



DISCLAIMER

The documentation prepared by CDM Stravitec (including but not limited to installation guidelines) contain generally accepted procedures for a successful installation of Stravilink IJH-P for acoustically isolated ceiling hanger. Any part of the suggestions presented herein, or other documentation, may be followed, modified, or rejected by the owner, engineer, contractor, and/or their representative(s) since they, and not CDM Stravitec, are responsible for planning and execution procedures appropriate to a specific application. CDM Stravitec reserves the right to alter in part or in whole the documentation prepared as well any recommendations included. It is the responsibility of the Client (direct or indirect) to ensure they have always the latest documentation and to that effect CDM Stravitec encourage contact with its local representatives to review any project specific modifications to the suggested guidelines prior to the start of the installation on site.

This documentation prepared by CDM Stravitec contains loading information for the Stravilink IJH-P for acoustically isolated ceiling hangers. It should be noted that any loading information contained herein represent the loading information for the Stravilink IJH-P only as supplied to the Client. This information does not in any way represent an indication and/or validation of the load capacity of any other elements not supplied by CDM Stravitec - including but not limited to anchors, hanging wires, threaded rods and framing elements for the acoustical ceiling and/or supported elements.